A GE-SE-1 **PLAN**
SCALE: 1"=20'
FILE: 10548A10P201E100

REV	DATE	BY	DESCRIPTION

DESIGNED CAC
DRAWN EYJ
CHECKED BJR
DATE MARCH 2021

Digitally signed by Christopher A. Carvalho
Contact Info: cac@carollo.com
Date: 2021.03.19 13:47:40 -06'00'
REGISTERED PROFESSIONAL ENGINEER No. 366286 CHRISTOPHER A. CARVALHO STATE OF UTAH

carollo®

South Valley WATER RECLAMATION FACILITY
7495 South 1300 West
West Jordan, Utah 84084

SOUTH VALLEY WATER RECLAMATION FACILITY
GENERATOR REPLACEMENT
ELECTRICAL
SITE PLAN
AREA 18

VERIFY SCALES
BAR IS ONE INCH ON ORIGINAL DRAWING
0 1"
IF NOT ONE INCH ON THIS SHEET, ADJUST SCALES ACCORDINGLY

JOB NO. 10548A.10
DRAWING NO. GE-SE-18
SHEET NO. 11 OF 38

Plot Date: 19-MAR-2021 1:48:40 PM
User: svcPW
Model: Layout1 ColorTable: gshade.ctb DesignScript: Carollo_Std_Pen_v0905.pen PlotScale: 1:1
LAST SAVED BY: sfuncke s

PROJECT NO. 11156A10 FILE NAME: 10548A10_P2_GESE18.dgn

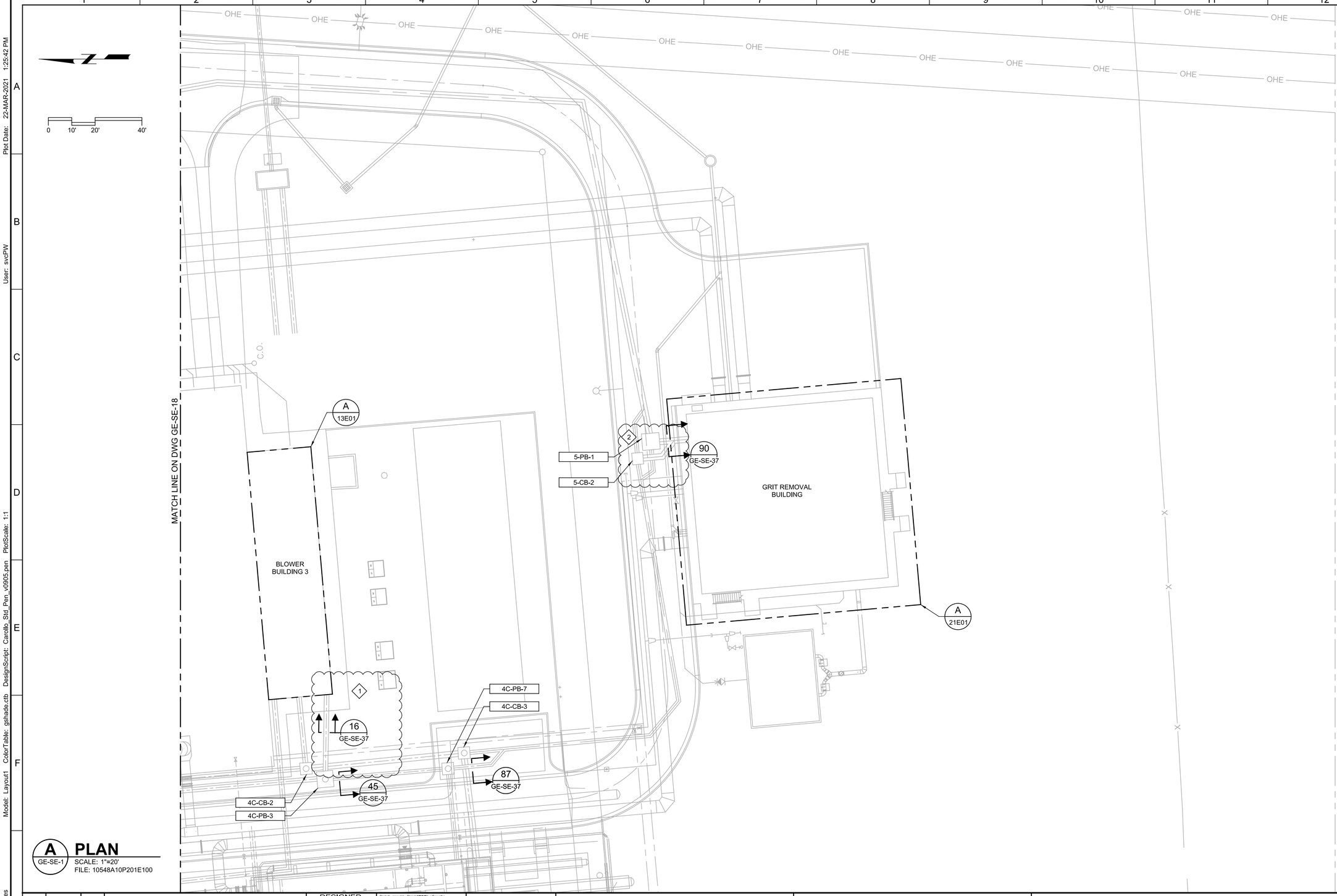

A PLAN

GE-SE-1

SCALE: 1"=20'
FILE: 10548A10P201E100

GENERAL NOTES:

1. CLOUDED WORK INDICATES WORK THIS PROJECT.

KEY NOTES:

1. FROM EMH-1 ROUTE THE FEEDER TR-BB-LP2 IN DUCT BANK SECTIONS 87, 45 AND 16.

REV	DATE	BY	DESCRIPTION

DESIGNED CAC
DRAWN EYJ
CHECKED BJR
DATE MARCH 2021

Digitally signed by Christopher A Carvalho
Contact Info: carvalho@carollo.com
Date: 2021.03.22 13:25:42 -07'00'

REGISTERED PROFESSIONAL ENGINEER
No. 366286
CHRISTOPHER A. CARVALHO
STATE OF UTAH

carollo®

South Valley WATER RECLAMATION FACILITY
7495 South 1300 West
West Jordan, Utah 84084

SOUTH VALLEY WATER RECLAMATION FACILITY
GENERATOR REPLACEMENT
ELECTRICAL
SITE PLAN
AREA 19

VERIFY SCALES
BAR IS ONE INCH ON ORIGINAL DRAWING
0 1"
IF NOT ONE INCH ON THIS SHEET, ADJUST SCALES ACCORDINGLY

JOB NO. 10548A.10
DRAWING NO. GE-SE-19
SHEET NO. 12 OF 38

PROJECT NO. 11156A10 FILE NAME: 10548A10_P2_GESE19.dgn

Plot Date: 22-MAR-2021 1:25:42 PM
User: svcPW
Model: Layout1 ColorTable: gshade.ctb DesignScript: Carollo_Std_Pen_v0905.pen PlotScale: 1:1
LAST SAVED BY: sfunckes

GENERAL NOTES:

1. CLOUDED WORK INDICATES WORK THIS PROJECT.

KEY NOTES:

1. RETAG CONDUIT X-21-001 AS P-21-900.
2. RETAG CONDUIT X-21-051 AS P-21-901.
3. RETAG CONDUIT M1053 AS P-21-902.
4. RETAG CONDUIT M1044 AS P-21-903.

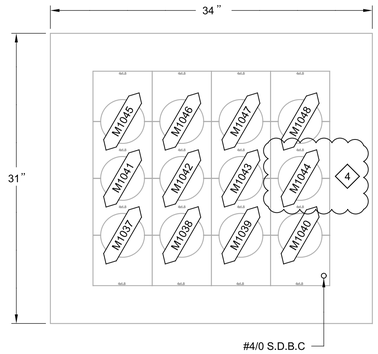

16 EXISTING DUCT BANK SECTION

E13-1, GE-SE-19

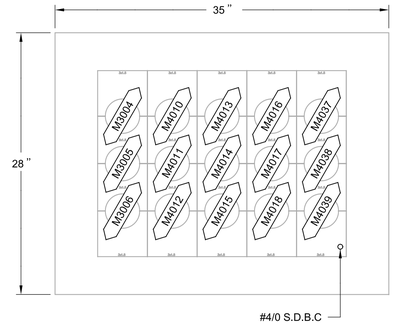

17 EXISTING DUCT BANK SECTION

E13-1, GE-SE-19

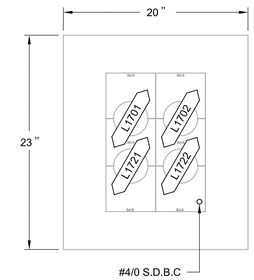

42 EXISTING DUCT BANK SECTION

GE-SE-19

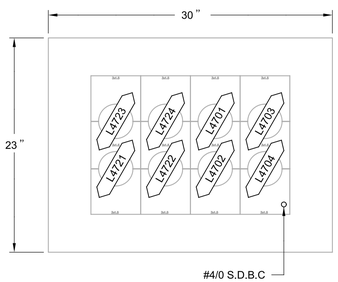

43 EXISTING DUCT BANK SECTION

GE-SE-19

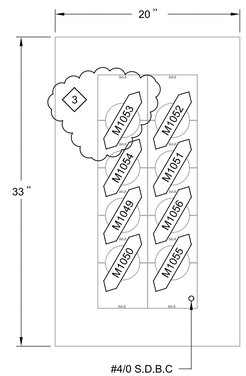

45 EXISTING DUCT BANK SECTION

GE-SE-19

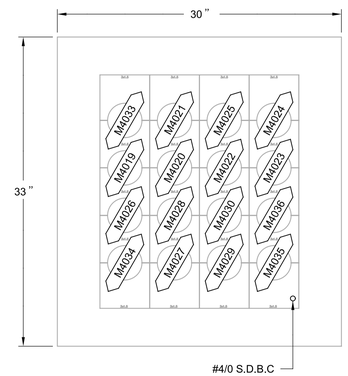

46 EXISTING DUCT BANK SECTION

GE-SE-19

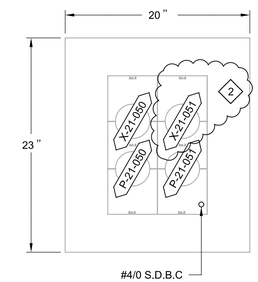

87 DUCT BANK SECTION

GE-SE-19

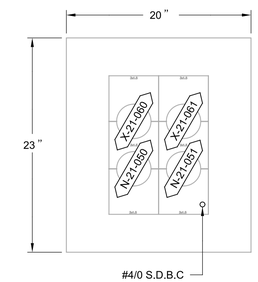

88 DUCT BANK SECTION

GE-SE-19

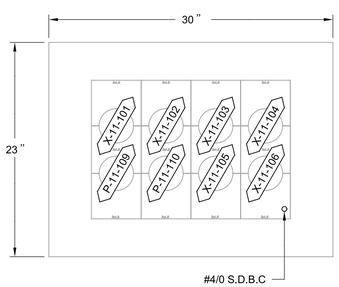

89 DUCT BANK SECTION

GE-SE-18, GE-SE-19

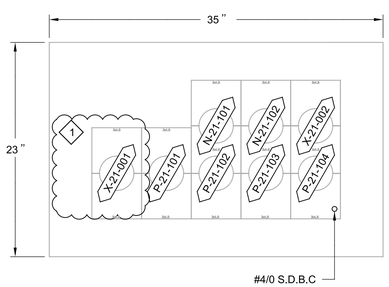

90 DUCT BANK SECTION

GE-SE-19

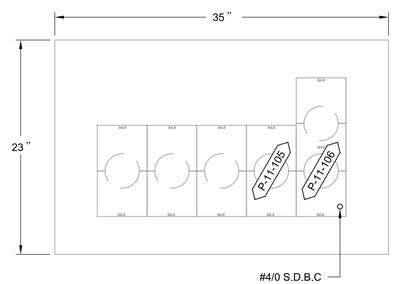

91 EXISTING DUCT BANK SECTION

GE-SE-18

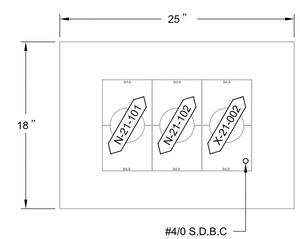

92 DUCT BANK SECTION

E21-1

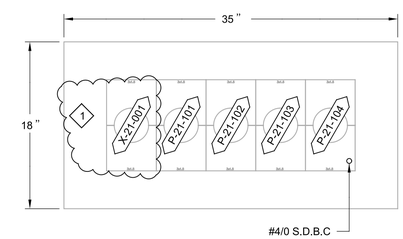

93 DUCT BANK SECTION

E21-1

REV	DATE	BY	DESCRIPTION

DESIGNED CAC
DRAWN AAW
CHECKED BJR
DATE MARCH 2021

Digitally signed by Christopher A. Carvalho
Contact me at cacarvalho@carollo.com
Date: 2021.03.22 15:37:37 -07'00'
REGISTERED PROFESSIONAL ENGINEER No. 366286 CHRISTOPHER A. CARVALHO STATE OF UTAH

carollo

South Valley WATER RECLAMATION FACILITY
7495 South 1300 West
West Jordan, Utah 84084

SOUTH VALLEY WATER RECLAMATION FACILITY
GENERATOR REPLACEMENT
ELECTRICAL
DUCT BANK SECTIONS

VERIFY SCALES
BAR IS ONE INCH ON ORIGINAL DRAWING
0 1"
IF NOT ONE INCH ON THIS SHEET, ADJUST SCALES ACCORDINGLY

JOB NO. 10548A.10
DRAWING NO. GE-SE-37
SHEET NO. 13 OF 38

Plot Date: 22-MAR-2021 1:25:37 PM
User: svcPW
PlotScale: 1:1
DesignScript: Carollo_Std_Pen_v0905.pen
ColorTable: gshade.ctb
Model: Layout1
LAST SAVED BY: sfunckes

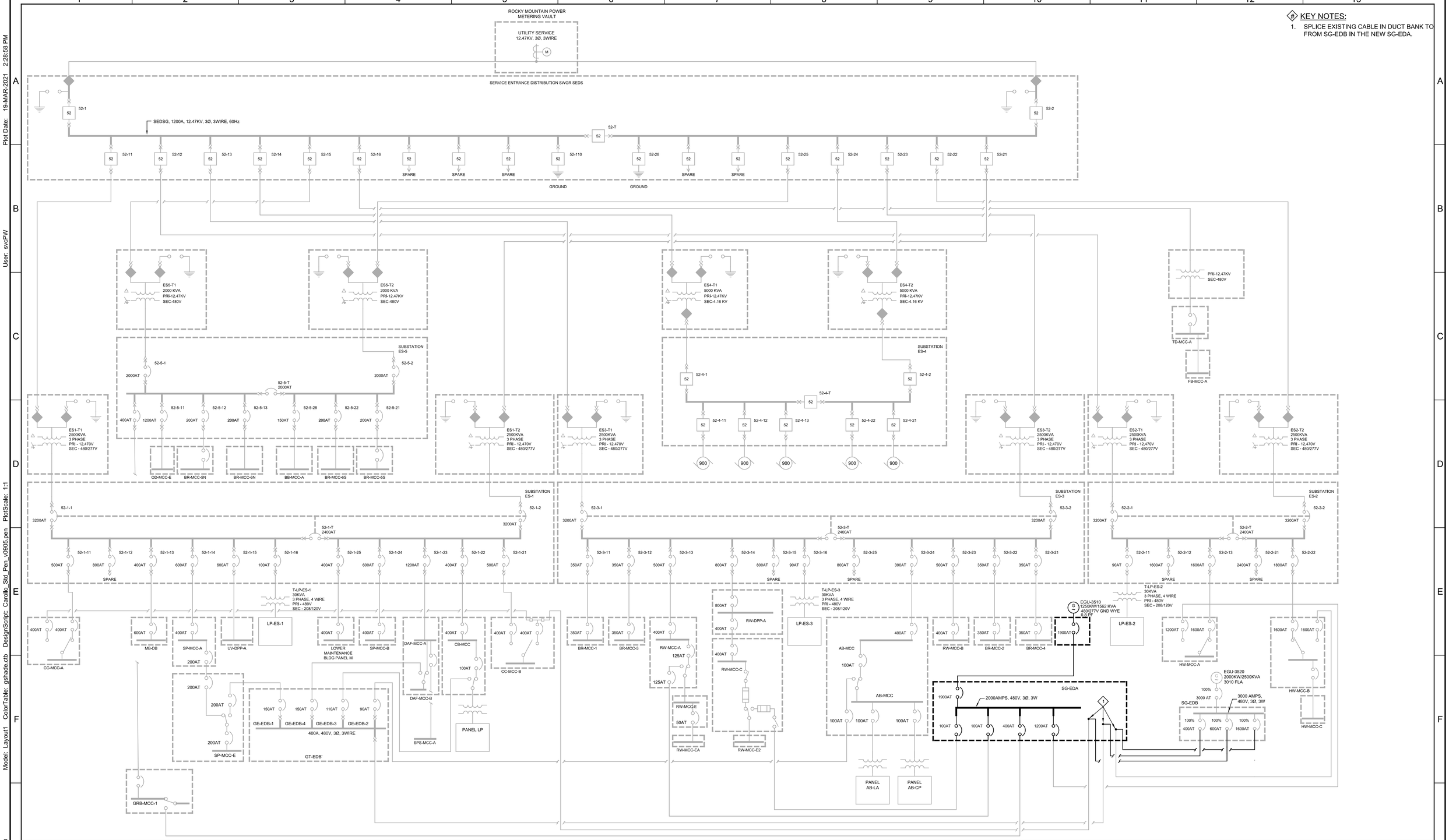

KEY NOTES:

1. SPLICE EXISTING CABLE IN DUCT BANK TO FROM SG-EDB IN THE NEW SG-EDA.

REV	DATE	BY	DESCRIPTION

DESIGNED CE
DRAWN CE
CHECKED BJR
DATE MARCH 2021

Digitally signed by Christopher A. Carvalho
Contact Info: ...
Date: 2021.03.19 ...

REGISTERED PROFESSIONAL ENGINEER No. 366286 CHRISTOPHER A. CARVALHO STATE OF UTAH

carollo®

South Valley WATER RECLAMATION FACILITY
7495 South 1300 West
West Jordan, Utah 84084

SOUTH VALLEY WATER RECLAMATION FACILITY
GENERATOR REPLACEMENT
ELECTRICAL
REVISED OVERALL ONE-LINE DIAGRAM

VERIFY SCALES
BAR IS ONE INCH ON ORIGINAL DRAWING
0 1"
IF NOT ONE INCH ON THIS SHEET, ADJUST SCALES ACCORDINGLY

JOB NO. 10548A.10
DRAWING NO. GE-OL-01
SHEET NO. 14 OF 38

PROJECT NO. 11156A10 FILE NAME: 10548A10_P2_GE-OL-01.dgn

Plot Date: 19-MAR-2021 2:28:58 PM
User: svcPW
PlotScale: 1:1
DesignScript: Carollo_Std_Pen_v0905.pen
ColorTable: gshade.ctb
Model: Layout1
LAST SAVED BY: sfunckes

Plot Date: 19-MAR-2021 2:34:35 PM
User: svcPW
PlotScale: 1:1
DesignScript: Carollo_Std_Pen_v0905.pen
ColorTable: gshade.ctb
Model: Layout1
LAST SAVED BY: sfunckes

KEY NOTES:

1. ADDITIONAL 30"W STRUCTURE TO COVER CONDUITS ON EXISTING EQUIPMENT PAD. EXISTING CABLES ROUTED FROM SG-EDB IN DUCT BANK WILL BE SPLICED TO NEW CABLES IN THE REAR OF NEW SG-EDA.

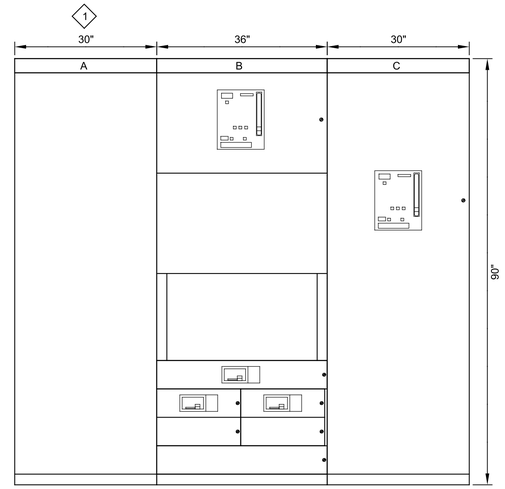

FRONT VIEW

SCALE: 3/4"=1'-0"
FILE:

A1- SPACE

B1- HW-MCC-A

B2- SPACE

B3- SPACE

B4- GRB-MCC-1

B5L- RW-MCC-E VIA TRANSFER SWITCH IN RW-MCC-A

B5R- RW-MCC-E2 VIA TRANSFER SWITCH IN RW-MCC-C

B6- SPACE

B7- SPACE

C1- MAIN CIRCUIT BREAKER

REV	DATE	BY	DESCRIPTION

DESIGNED CE
DRAWN CE
CHECKED BJR
DATE MARCH 2021

Digitally signed by Christopher A. Carvalho
Contact Info: carvalhoca@carollo.com
Date: 2021.03.19 14:34:36 -06'00'
REGISTERED PROFESSIONAL ENGINEER
No. 366286
CHRISTOPHER A. CARVALHO
STATE OF UTAH

carollo®

South Valley WATER RECLAMATION FACILITY
7495 South 1300 West
West Jordan, Utah 84084

SOUTH VALLEY WATER RECLAMATION FACILITY
GENERATOR REPLACEMENT
ELECTRICAL
SG-EDA ELEVATION
NEW

VERIFY SCALES
BAR IS ONE INCH ON ORIGINAL DRAWING
0 1"
IF NOT ONE INCH ON THIS SHEET, ADJUST SCALES ACCORDINGLY

JOB NO. 10548A.10
DRAWING NO. GE-OL-11-01
SHEET NO. 15 OF 38

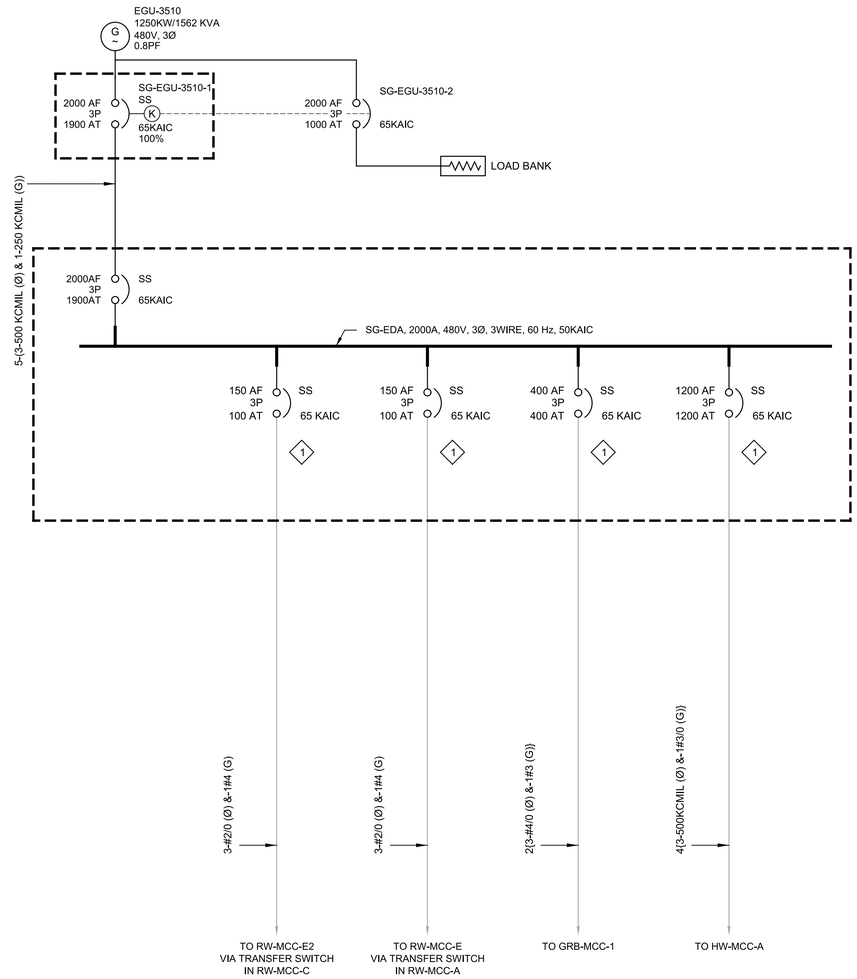

KEY NOTES:

1. PROVIDE LUGS TO TERMINATE THE EXISTING FEEDERS.

REV	DATE	BY	DESCRIPTION

DESIGNED CE
DRAWN CE
CHECKED BJR
DATE MARCH 2021

REGISTERED PROFESSIONAL ENGINEER
No. 366286
CHRISTOPHER A. CARVALHO
STATE OF UTAH

carollo®

South Valley
WATER RECLAMATION FACILITY
7495 South 1300 West
West Jordan, Utah 84084

SOUTH VALLEY WATER RECLAMATION FACILITY
GENERATOR REPLACEMENT
ELECTRICAL
SG-EDA ONE-LINE DIAGRAM
NEW

VERIFY SCALES
BAR IS ONE INCH ON ORIGINAL DRAWING
0 1"
IF NOT ONE INCH ON THIS SHEET, ADJUST SCALES ACCORDINGLY

JOB NO. 10548A.10
DRAWING NO. GE-OL-11-02
SHEET NO. 16 OF 38

PROJECT NO. 11156A10 FILE NAME: 10548A10_P2_GE-OL-11-02.dgn

Model: Layout1 ColorTable: gshade.ctb DesignScript: Carollo_Std_Pen_v0905.pen PlotScale: 1:1 Plot Date: 22-MAR-2021 6:44:37 AM User: svcPW LAST SAVED BY: sfunckes

GENERAL NOTES:

1. CLOUDED WORK INDICATES WORK THIS PROJECT.

KEY NOTES:

1. PROVIDE A NEW "SPARE" NAMEPLATE FOR THE CIRCUIT BREAKER THAT FED BB-TR-LP-2 ONCE THE FEEDER HAS BEEN MOVED TO GRB-MCC-1.

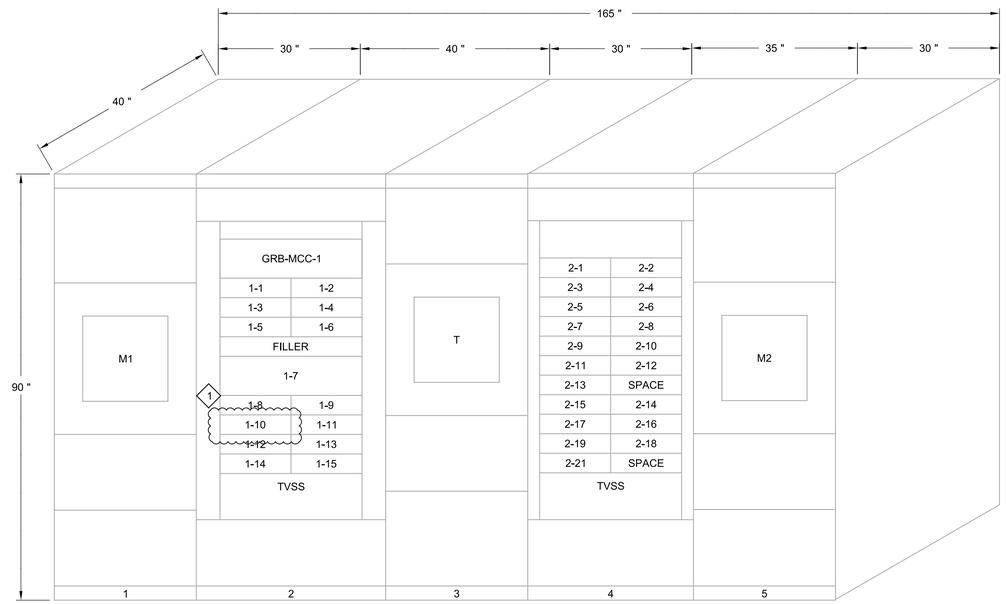

REV	DATE	BY	DESCRIPTION

DESIGNED CAC
DRAWN AAW
CHECKED BJR
DATE MARCH 2021

Digitally signed by christopher.carvalho
Contact Info: christopher.carvalho@carollo.com
Date: 2021.03.31 14:37:00 -06'00'

REGISTERED PROFESSIONAL ENGINEER
No. 366286
CHRISTOPHER A CARVALHO
STATE OF UTAH

carollo®

South Valley
WATER RECLAMATION FACILITY
7495 South 1300 West
West Jordan, Utah 84084

SOUTH VALLEY WATER RECLAMATION FACILITY
GENERATOR REPLACEMENT
ELECTRICAL
ES-5 ELEVATION

VERIFY SCALES
BAR IS ONE INCH ON ORIGINAL DRAWING
0 1"
IF NOT ONE INCH ON THIS SHEET, ADJUST SCALES ACCORDINGLY

JOB NO. 10548A.10
DRAWING NO. GE-OL-ES5-1
SHEET NO. 17 OF 38

LAST SAVED BY: sfunckes

PROJECT NO. 10548A10 FILE NAME: 10548A10_P2_GEOLES501.dgn

GENERAL NOTES:

1. THERE IS NO WORK ON THIS PAGE. THE DRAWING IS PROVIDED FOR REFERENCE ONLY.



REV	DATE	BY	DESCRIPTION

DESIGNED CAC
DRAWN AAW
CHECKED BJR
DATE MARCH 2021

REGISTERED PROFESSIONAL ENGINEER No. 366286 CHRISTOPHER A. CARVALHO STATE OF UTAH

carollo®

South Valley WATER RECLAMATION FACILITY
7495 South 1300 West
West Jordan, Utah 84084

SOUTH VALLEY WATER RECLAMATION FACILITY
GENERATOR REPLACEMENT
ELECTRICAL
ES-5
ONE-LINE DIAGRAM - I

VERIFY SCALES
BAR IS ONE INCH ON ORIGINAL DRAWING
0 1"
IF NOT ONE INCH ON THIS SHEET, ADJUST SCALES ACCORDINGLY

JOB NO. 10548A.10
DRAWING NO. GE-OL-ES5-2
SHEET NO. 18 OF 38

Model: Layout1 ColorTable: gshade.ctb DesignScript: Carollo_Std_Pen_v0905.pen PlotScale: 1:1 Plot Date: 19-MAR-2021 1:47:47 PM User: svcPW LAST SAVED BY: sfunckes

GENERAL NOTES:

1. CLOUDED WORK INDICATES WORK THIS PROJECT.

KEY NOTES:

1. DEMOLISH THE FEEDER FROM BB-TR-LP-2 TO ES-5. REMOVE ALL CONDUCTORS. THE EXISTING CONDUIT WILL BE REUSED FOR INSTALLATION OF THE NEW FEEDER FROM GRB-MCC-1.

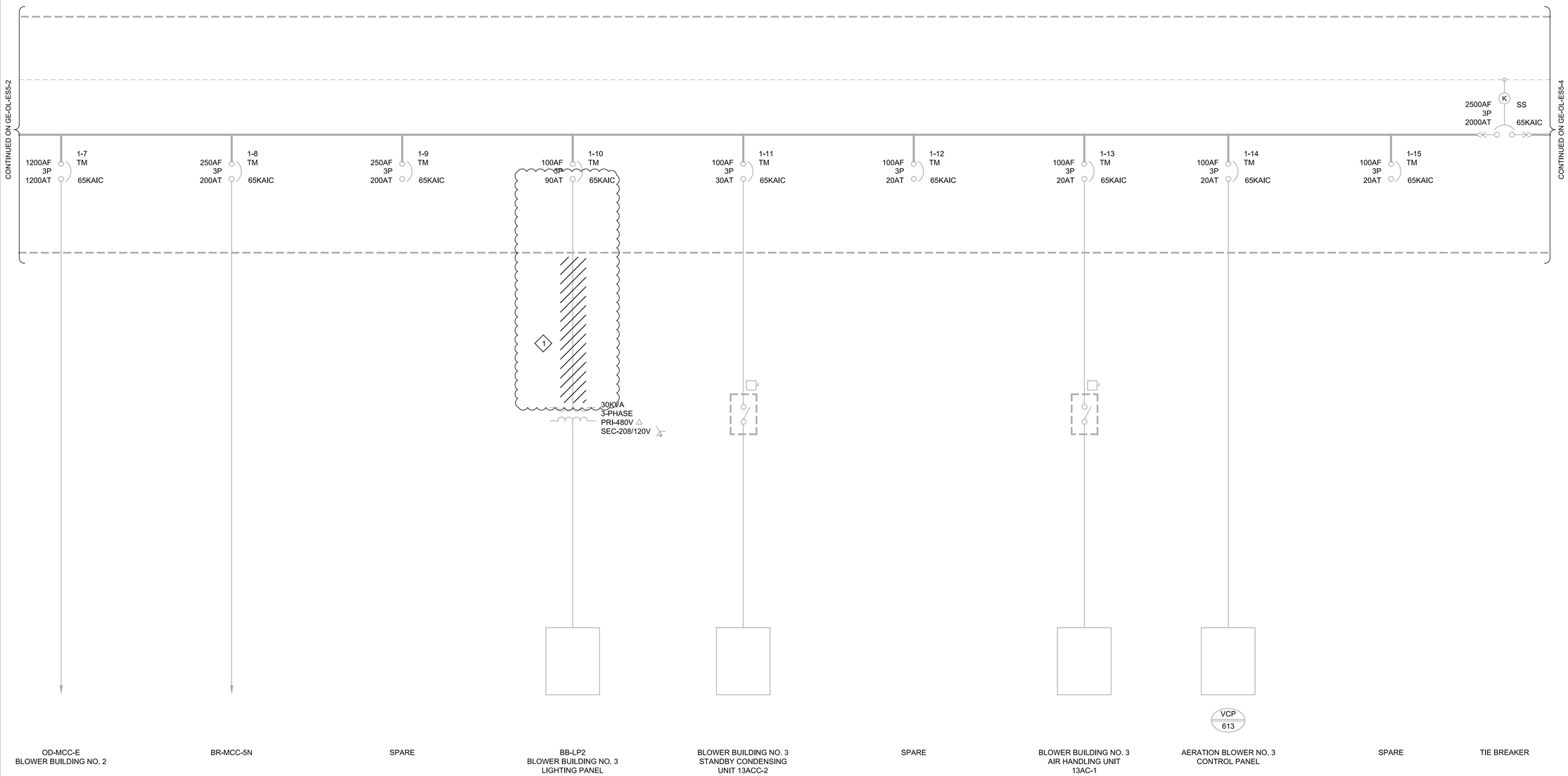

REV	DATE	BY	DESCRIPTION

DESIGNED CAC
DRAWN AAW
CHECKED BJR
DATE MARCH 2021

REGISTERED PROFESSIONAL ENGINEER No. 366286 CHRISTOPHER A. CARVALHO STATE OF UTAH

carollo®

South Valley WATER RECLAMATION FACILITY
7495 South 1300 West
West Jordan, Utah 84084

SOUTH VALLEY WATER RECLAMATION FACILITY
GENERATOR REPLACEMENT
ELECTRICAL
ES-5
ONE-LINE DIAGRAM - II

VERIFY SCALES
BAR IS ONE INCH ON ORIGINAL DRAWING
0 1"
IF NOT ONE INCH ON THIS SHEET, ADJUST SCALES ACCORDINGLY

JOB NO. 10548A.10
DRAWING NO. GE-OL-ES5-3
SHEET NO. 19 OF 38

Plot Date: 19-MAR-2021 1:52:01 PM
User: svcPW
PlotScale: 1:1
DesignScript: Carollo_Std_Pen_v0905.pen
ColorTable: gshade.ctb
Model: Layout1
LAST SAVED BY: sfunckes

PROJECT NO. 10548A10 FILE NAME: 10548A10_P2_GEOLES503.dgn

GENERAL NOTES:

1. THERE IS NO WORK ON THIS PAGE. THE DRAWING IS PROVIDED FOR REFERENCE ONLY.

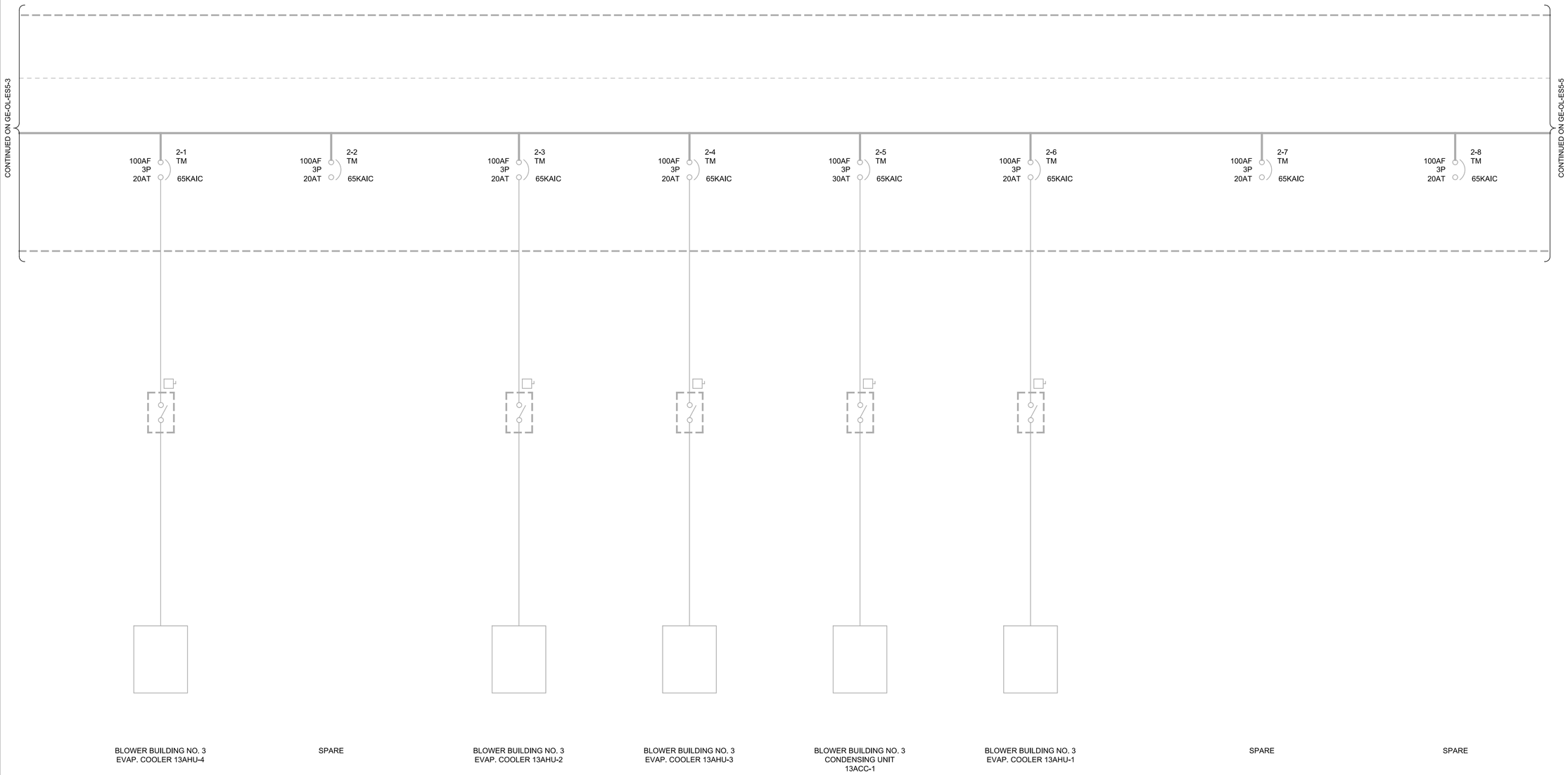

REV	DATE	BY	DESCRIPTION

DESIGNED CAC
DRAWN AAW
CHECKED BJR
DATE MARCH 2021

REGISTERED PROFESSIONAL ENGINEER No. 366286 CHRISTOPHER A CARVALHO STATE OF UTAH

carollo®

South Valley WATER RECLAMATION FACILITY
7495 South 1300 West
West Jordan, Utah 84084

SOUTH VALLEY WATER RECLAMATION FACILITY
GENERATOR REPLACEMENT
ELECTRICAL
ES-5
ONE-LINE DIAGRAM - III

VERIFY SCALES
BAR IS ONE INCH ON ORIGINAL DRAWING
0 1"
IF NOT ONE INCH ON THIS SHEET, ADJUST SCALES ACCORDINGLY

JOB NO. 10548A.10
DRAWING NO. GE-OL-ES5-4
SHEET NO. 20 OF 38

PROJECT NO. 10548A10 FILE NAME: 10548A10_P2_GEOLES504.dgn

Plot Date: 19-MAR-2021 1:53:26 PM
User: svcPW
PlotScale: 1:1
DesignScript: Carollo_Std_Pen_v0905.pen
ColorTable: gshade.ctb
Model: Layout1
LAST SAVED BY: sfunckes

GENERAL NOTES:

1. THERE IS NO WORK ON THIS PAGE. THE DRAWING IS PROVIDED FOR REFERENCE ONLY.

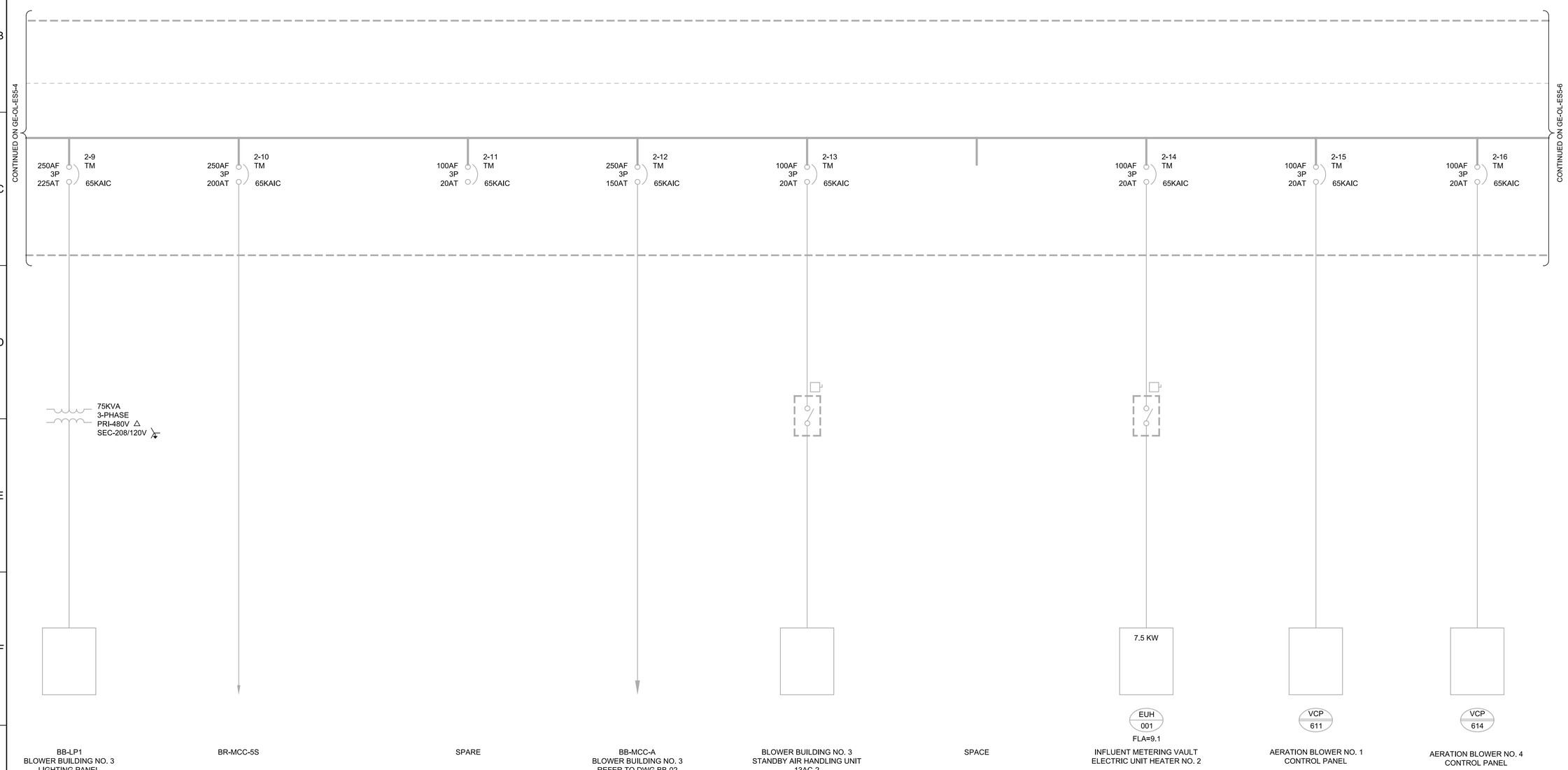

REV	DATE	BY	DESCRIPTION

DESIGNED CAC
DRAWN AAW
CHECKED BJR
DATE MARCH 2021

Digitally signed by Christopher A. Carvalho
Contact Info: carvalhoca@carollo.com
Date: 2021.03.19 13:53:07 -06'00'

REGISTERED PROFESSIONAL ENGINEER
No. 366286
CHRISTOPHER A. CARVALHO
STATE OF UTAH

carollo®

South Valley
WATER RECLAMATION FACILITY
7495 South 1300 West
West Jordan, Utah 84084

SOUTH VALLEY WATER RECLAMATION FACILITY
GENERATOR REPLACEMENT
ELECTRICAL
ES-5
ONE-LINE DIAGRAM - IV

VERIFY SCALES
BAR IS ONE INCH ON ORIGINAL DRAWING
0 1"
IF NOT ONE INCH ON THIS SHEET, ADJUST SCALES ACCORDINGLY

JOB NO. 10548A.10
DRAWING NO. GE-OL-ES5-5
SHEET NO. 21 OF 38

PROJECT NO. 10548A10 FILE NAME: 10548A10_P2_GEOLES505.dgn

Plot Date: 19-MAR-2021 1:53:07 PM User: svcPW PlotScale: 1:1 DesignScript: Carollo_Std_Pen_v0905.pen ColorTable: gshade.ctb Model: Layout1 LAST SAVED BY: sfunckes

GENERAL NOTES:

1. THERE IS NO WORK ON THIS PAGE. THE DRAWING IS PROVIDED FOR REFERENCE ONLY.

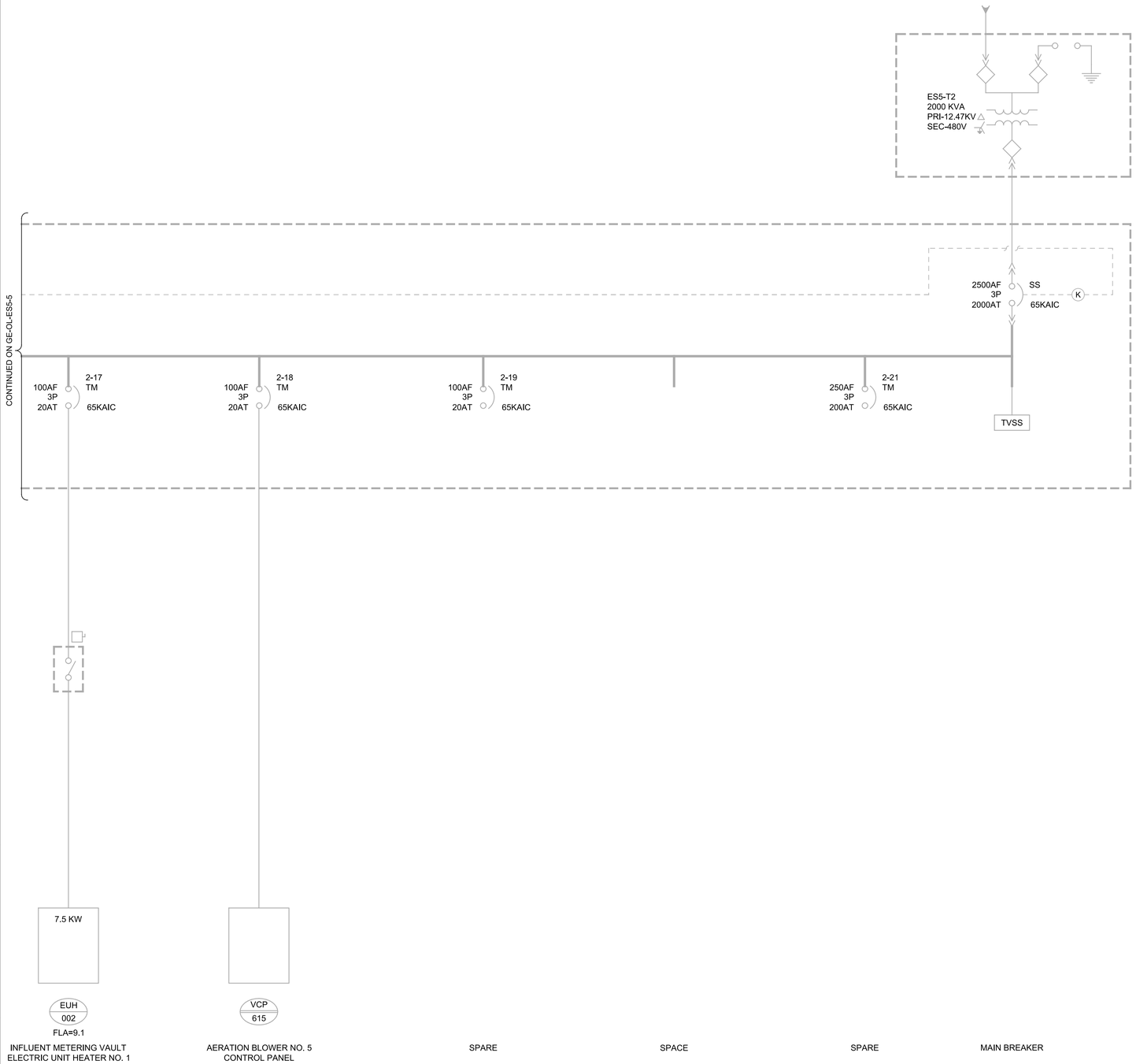

REV	DATE	BY	DESCRIPTION

DESIGNED CAC
DRAWN AAW
CHECKED BJR
DATE MARCH 2021

REGISTERED PROFESSIONAL ENGINEER No. 366286 CHRISTOPHER A. CARVALHO STATE OF UTAH

carollo®

South Valley WATER RECLAMATION FACILITY
7495 South 1300 West
West Jordan, Utah 84084

SOUTH VALLEY WATER RECLAMATION FACILITY
GENERATOR REPLACEMENT
ELECTRICAL
ES-5
ONE-LINE DIAGRAM - V

VERIFY SCALES
BAR IS ONE INCH ON ORIGINAL DRAWING
0 1"
IF NOT ONE INCH ON THIS SHEET, ADJUST SCALES ACCORDINGLY

JOB NO. 10548A.10
DRAWING NO. GE-OL-ES5-6
SHEET NO. 22 OF 38

PROJECT NO. 10548A10 FILE NAME: 10548A10_P2_GEOLES506.dgn

Model: Layout1 ColorTable: gshade.ctb DesignScript: Carollo_Std_Pen_v0905.pen PlotScale: 1:1 User: svcPW Plot Date: 19-MAR-2021 1:53:00 PM LAST SAVED BY: sfunckes

GENERAL NOTES:

1. CLOUDED WORK INDICATES WORK THIS PROJECT.

KEY NOTES:

1. PROVIDE A NEW NAMEPLATE FOR THE FEEDER TO BB-TR-LP2.

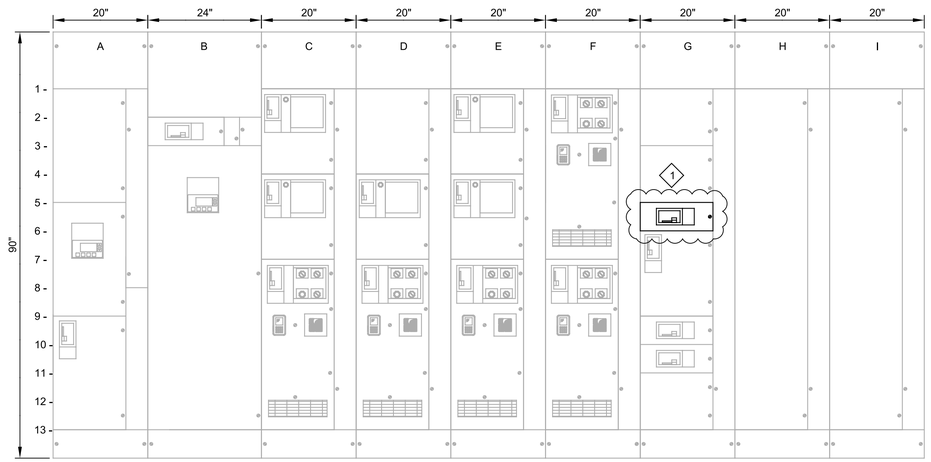

FRONT VIEW

SCALE: 3/4"=1'-0"
FILE: 10548A1003E627

SIDE VIEW

SCALE: 3/4"=1'-0"
FILE: 10548A1003E627

A1- SPACE

A3- SPACE

A5- SPD

A9- MAIN BREAKER

B2- PANELBOARD GRB-LP-1 BREAKER

B3- AUTOMATIC TRANSFER SWITCH

C1- GRIT PUMP #1 PMP-21.210

C4- GRIT PUMP #2 PMP-21.220

C7- EXHAUST FAN NO.1 EXH-21.830

D1- ETHERNET NETWORK SWITCH

D4- GRIT PUMP #3 PMP-21.230

D7- EXHAUST FAN NO.2 EXH-21.840

E1- GRIT PUMP #4 PMP-21.240

E4- GRIT PUMP #5 PMP-21.250

E7- EXHAUST FAN NO. 3 EXH-21.850

F1- ODOR CONTROL FAN FAB-21.500

F7- EXHAUST FAN NO.4 EXH-21.860

G1- SPACE

G3- SPACE

G4- BB-TR-LP2

G5- GRIT PUMP #6 PMP-21.260

G9- PANELBOARD GRB-DPP-1 BREAKER

G10- PANELBOARD GRB-DPP-2 BREAKER

G11- SPACE

H1- PANELBOARD GRB-DPP-1

I1- PANELBOARD GRB-DPP-2

REV	DATE	BY	DESCRIPTION

DESIGNED CAC
DRAWN AAW
CHECKED BJR
DATE MARCH 2021

Digitally signed by Christopher A. Carvalho
Contact Info: carvalho@carollo.com
Date: 2021.03.31 14:29:42 -06'00'

REGISTERED PROFESSIONAL ENGINEER
No. 366286
CHRISTOPHER A. CARVALHO
STATE OF UTAH

carollo®

South Valley WATER RECLAMATION FACILITY
7495 South 1300 West
West Jordan, Utah 84084

SOUTH VALLEY WATER RECLAMATION FACILITY
GENERATOR REPLACEMENT
ELECTRICAL
GRB-MCC-1 ELEVATION

VERIFY SCALES
BAR IS ONE INCH ON ORIGINAL DRAWING
0 1"
IF NOT ONE INCH ON THIS SHEET, ADJUST SCALES ACCORDINGLY

JOB NO. 10548A.10
DRAWING NO. GE-OL-21-1
SHEET NO. 23 OF 38

LAST SAVED BY: sfunckes

PROJECT NO.
FILE NAME: 10548A10_P2_GEOL2101.dgn

GENERAL NOTES:

1. THERE IS NO WORK ON THIS PAGE. THE DRAWING IS PROVIDED FOR REFERENCE ONLY.

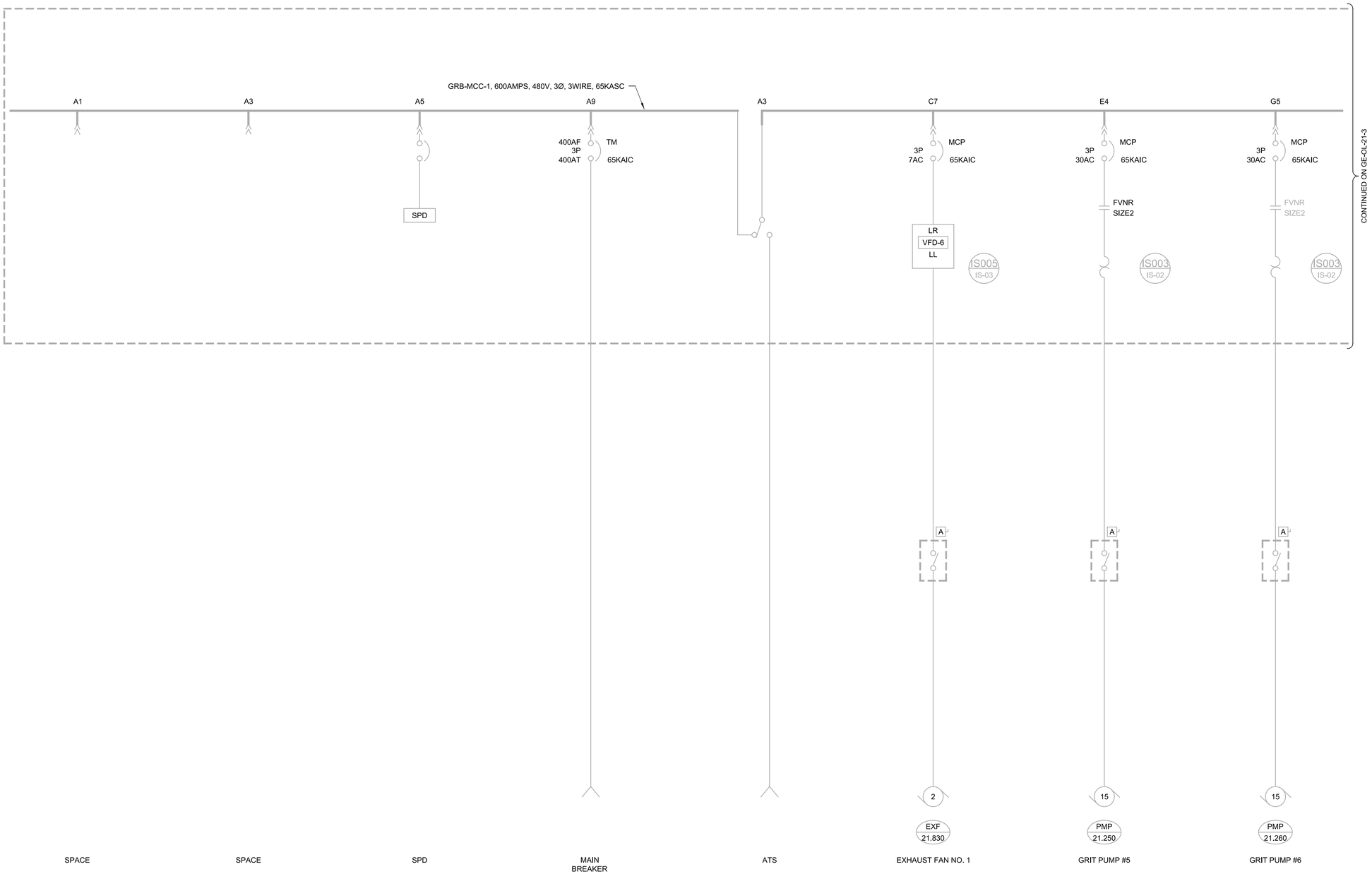

REV	DATE	BY	DESCRIPTION

LAST SAVED BY:

DESIGNED CAC
DRAWN AAW
CHECKED BJR
DATE MARCH 2021

Digitally signed by Christopher A. Carvalho
Contact Info: carvalho@carollo.com
Date: 2021.03.31 14:29:42 -06'00'

REGISTERED PROFESSIONAL ENGINEER
No. 366286
CHRISTOPHER A. CARVALHO
STATE OF UTAH

carollo®

South Valley
WATER RECLAMATION FACILITY
7495 South 1300 West
West Jordan, Utah 84084

SOUTH VALLEY WATER RECLAMATION FACILITY
GENERATOR REPLACEMENT
ELECTRICAL
GRB-MCC-1
ONE-LINE DIAGRAM - I

VERIFY SCALES
BAR IS ONE INCH ON ORIGINAL DRAWING
0 1"
IF NOT ONE INCH ON THIS SHEET, ADJUST SCALES ACCORDINGLY

JOB NO. 10548A.10
DRAWING NO. GE-OL-21-2
SHEET NO. 24 OF 38

PROJECT NO.
FILE NAME: 10548A10_P2_GEOL2102.dgn

GENERAL NOTES:

1. THERE IS NO WORK ON THIS PAGE. THE DRAWING IS PROVIDED FOR REFERENCE ONLY.

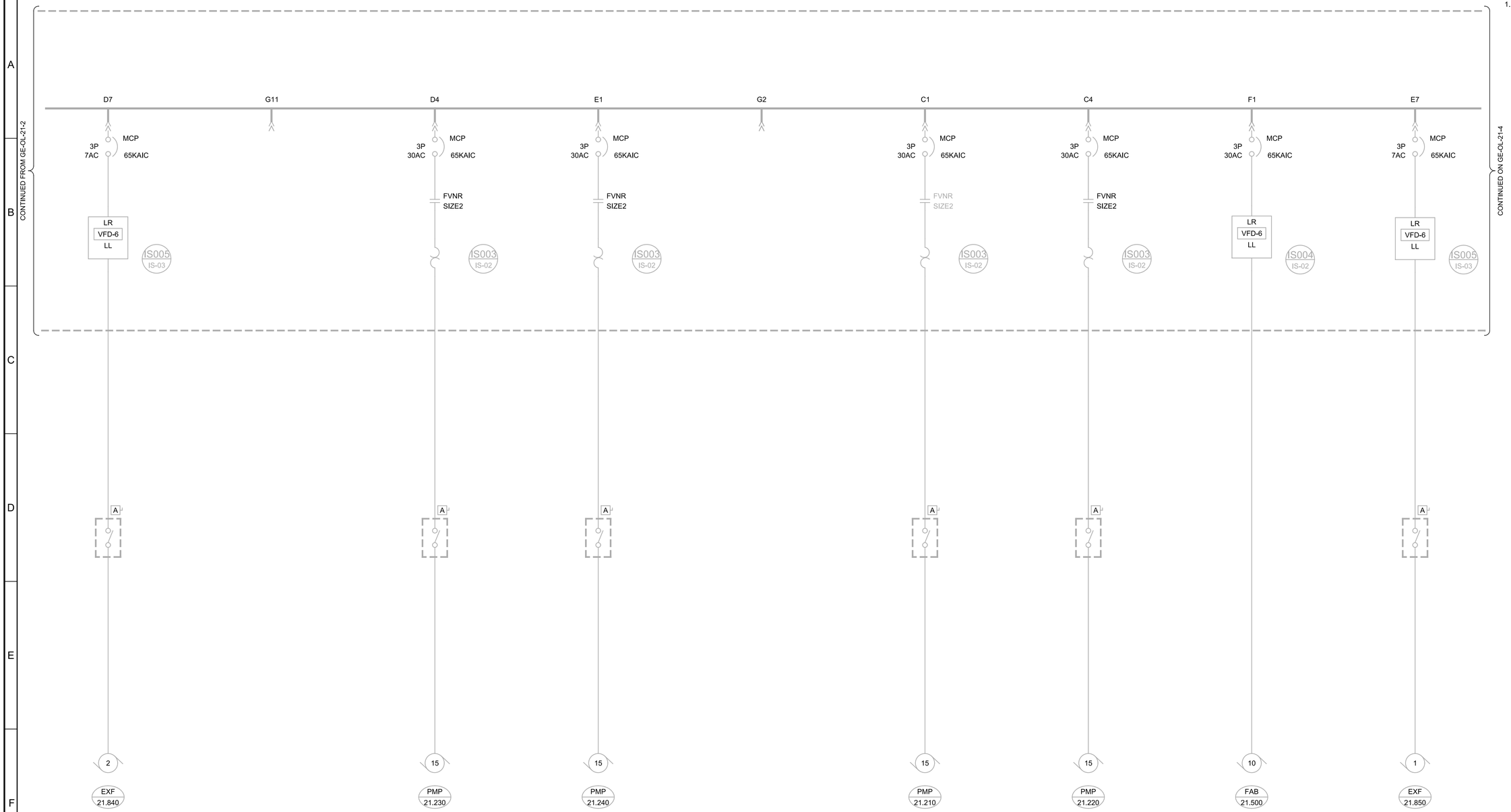

REV	DATE	BY	DESCRIPTION

DESIGNED CAC
DRAWN AAW
CHECKED BJR
DATE MARCH 2021

REGISTERED PROFESSIONAL ENGINEER No. 366286 CHRISTOPHER A CARVALHO STATE OF UTAH

carollo®

South Valley WATER RECLAMATION FACILITY
7495 South 1300 West
West Jordan, Utah 84084

SOUTH VALLEY WATER RECLAMATION FACILITY
GENERATOR REPLACEMENT
ELECTRICAL
GRB-MCC-1
ONE-LINE DIAGRAM - II

VERIFY SCALES
BAR IS ONE INCH ON ORIGINAL DRAWING
0 1"
IF NOT ONE INCH ON THIS SHEET, ADJUST SCALES ACCORDINGLY

JOB NO. 10548A.10
DRAWING NO. GE-OL-21-3
SHEET NO. 25 OF 38

LAST SAVED BY: sfunckes

PROJECT NO. 10548A10 FILE NAME: 10548A10_GE-OL-21-3.dgn

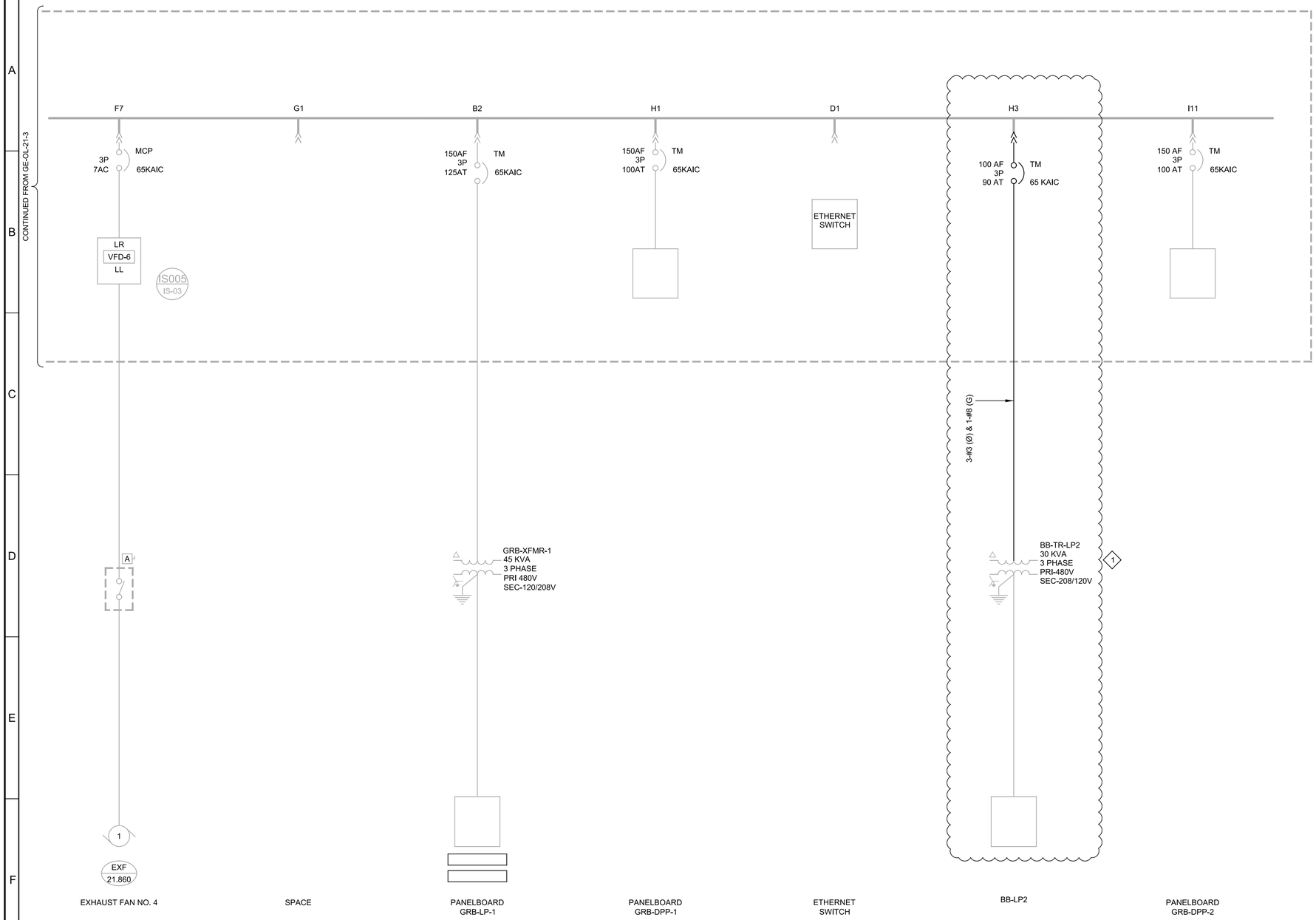

GENERAL NOTES:

1. CLOUDED WORK INDICATES WORK THIS PROJECT.

KEY NOTES:

1. PROVIDE A NEW CIRCUIT BREAKER, CONDUIT AND WIRE AS INDICATED TO POWER BB-TR-LP2 FROM GRB-MCC-1. REFER TO THE PLAN DRAWINGS FOR ROUTING.

REV	DATE	BY	DESCRIPTION

DESIGNED CAC
DRAWN AAW
CHECKED BJR
DATE MARCH 2021

Digitally signed by christopher.carvalho
Contact: bmc@carollo.com
Date: 2021.03.31 14:55:00 -06'00'
REGISTERED PROFESSIONAL ENGINEER
No. 366286
CHRISTOPHER A. CARVALHO
STATE OF UTAH

carollo®

South Valley
WATER RECLAMATION FACILITY
7495 South 1300 West
West Jordan, Utah 84084

SOUTH VALLEY WATER RECLAMATION FACILITY
GENERATOR REPLACEMENT
ELECTRICAL
GRB-MCC-1
ONE-LINE DIAGRAM - III

VERIFY SCALES
BAR IS ONE INCH ON ORIGINAL DRAWING
0 1"
IF NOT ONE INCH ON THIS SHEET, ADJUST SCALES ACCORDINGLY

JOB NO. 10548A.10
DRAWING NO. GE-OL-21-4
SHEET NO. 26 OF 38

LAST SAVED BY: sfunckes

PROJECT NO. 10548A10 FILE NAME: 10548A10_P2_GEOL2104.dgn

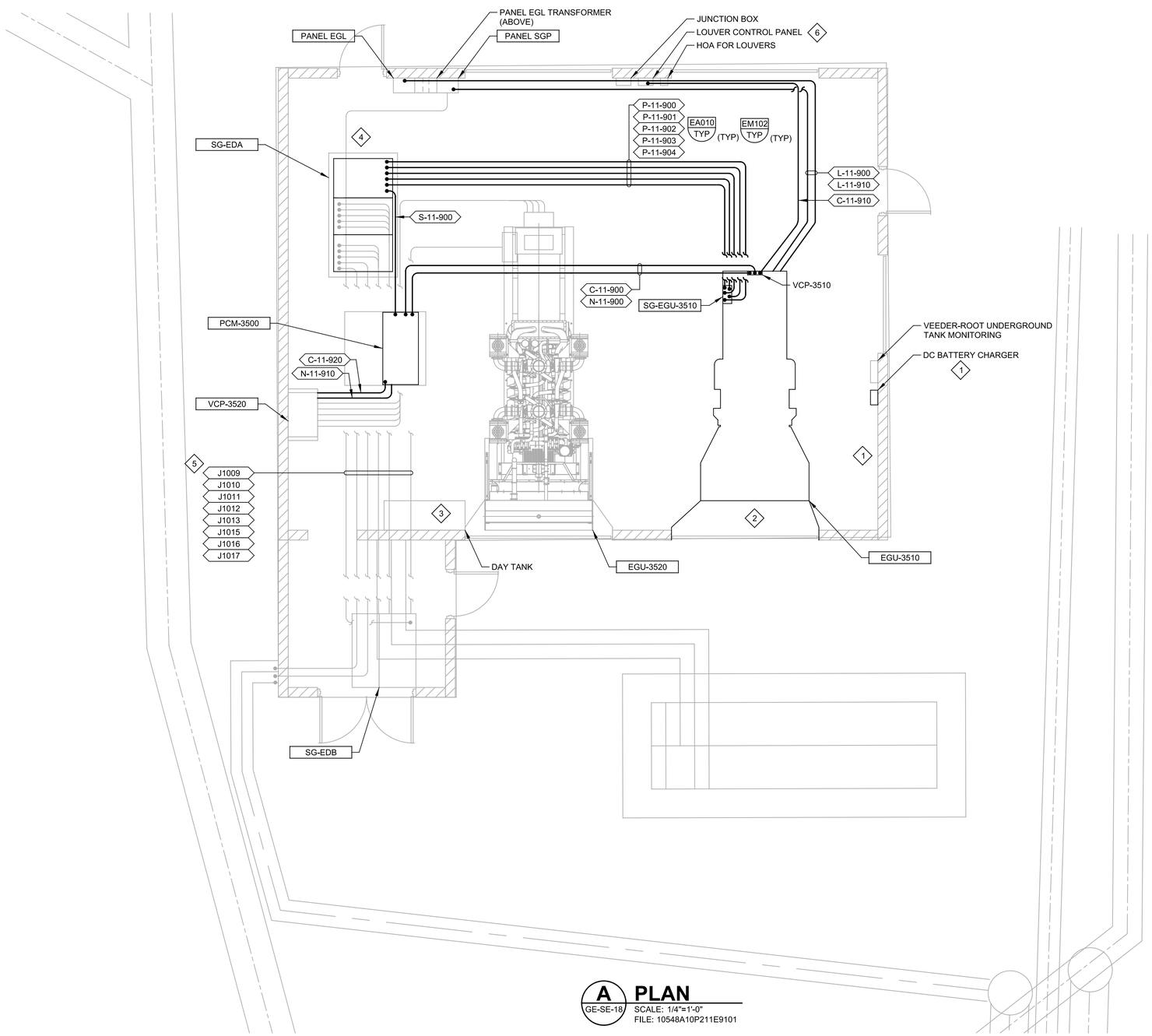

A PLAN

GE-SE-18

SCALE: 1/4"=1'-0"
FILE: 10548A10P211E9101

KEY NOTES:

1. ROUTE CONDUCTORS FOR NEW BATTERY CHARGER IN EXISTING CONDUIT. PROVIDE THE REQUIRED CONNECTIONS FROM THE BATTERY CHARGER TO THE BATTERIES. PROVIDE NEW CONDUIT TO MAKE THE CONNECTION WHERE THE ABANDONED BATTERY CABINET WAS LOCATED.
2. FABRICATE A NEW SHEET METAL SHROUD BETWEEN THE GENERATOR AND THE LOUVER.
3. CONNECT THE NEW GENERATOR EGU-3510 TO THE EXISTING DAY TANK FUEL SYSTEM.
4. CONNECT THE EXISTING FEEDERS TO NEW SG-EDA BREAKERS. REFER TO THE ONE-LINES FOR ADDITIONAL INFORMATION.
5. PROVIDE NEW CONDUITS AND FITTINGS AS REQUIRED TO REMAKE THE CONNECTIONS BETWEEN SG-EDA AND SG-EDB. PROVIDE NEW CONDUCTORS BETWEEN THE TWO SWITCHBOARDS AND SPLICE THE NEW CONDUCTORS TO THE EXISTING CONDUCTORS IN SG-EDA.
6. PROVIDE REQUIRED CONNECTIONS FROM DAMPERS TO GENERATOR START/STOP CIRCUIT.

REV	DATE	BY	DESCRIPTION

DESIGNED CAC
DRAWN EYJ
CHECKED BJR
DATE MARCH 2021

REGISTERED PROFESSIONAL ENGINEER No. 366286 CHRISTOPHER A CARVALHO STATE OF UTAH

carollo®

South Valley WATER RECLAMATION FACILITY
7495 South 1300 West
West Jordan, Utah 84084

SOUTH VALLEY WATER RECLAMATION FACILITY
GENERATOR REPLACEMENT
ELECTRICAL
EMERGENCY GENERATOR BUILDING PLAN

VERIFY SCALES
BAR IS ONE INCH ON ORIGINAL DRAWING
0 1"
IF NOT ONE INCH ON THIS SHEET, ADJUST SCALES ACCORDINGLY

JOB NO. 10548A.10
DRAWING NO. 11E01
SHEET NO. 27 OF 38

PROJECT NO.
FILE NAME: 10548A10_P2_11E01.dgn

Model: Layout1 ColorTable: gshade.ctb DesignScript: Carollo_Std_Pen_v0905.pen PlotScale: 1:1 Plot Date: 19-MAR-2021 2:59:04 PM User: svcPW LAST SAVED BY: sfunckes

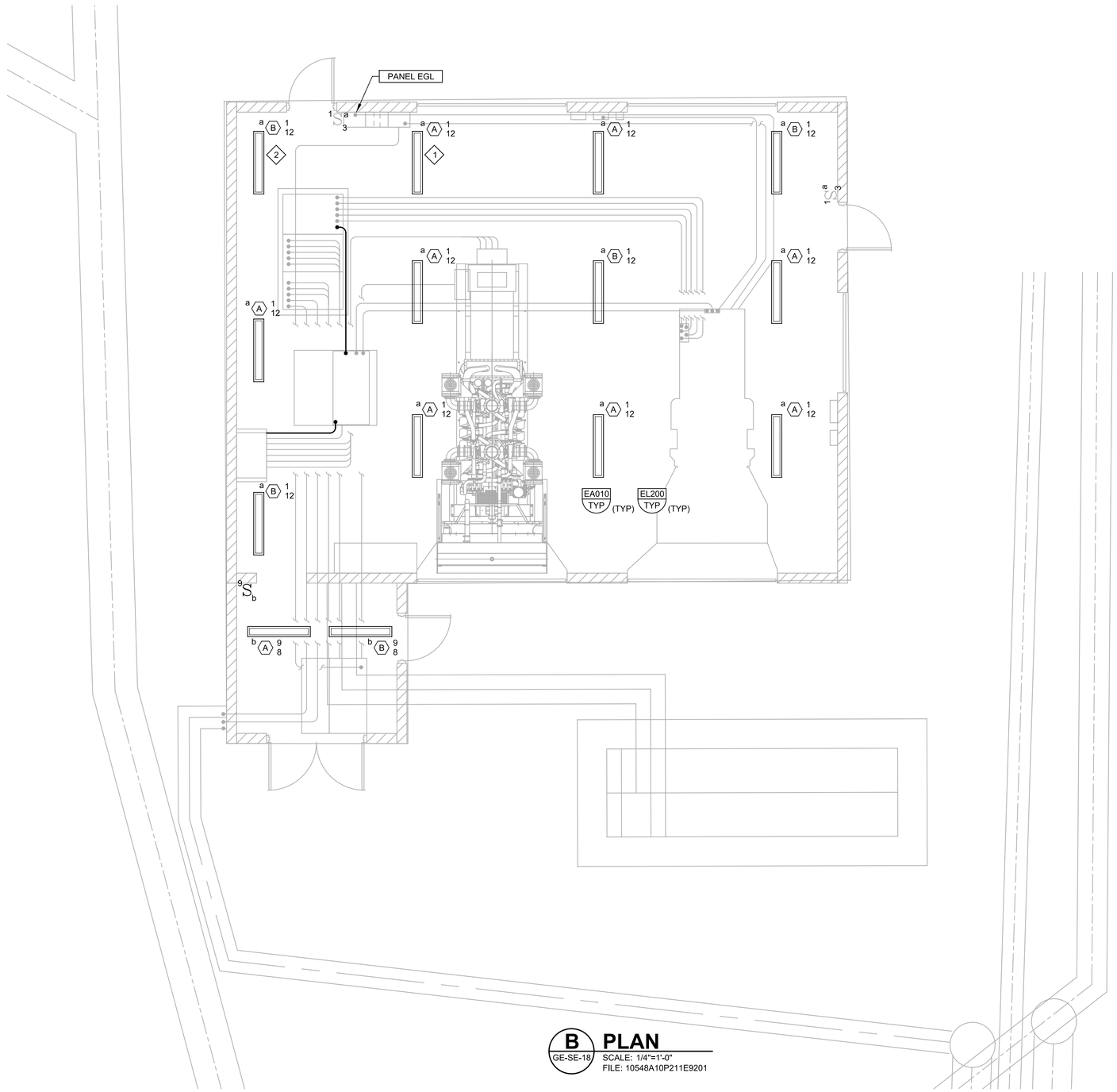

B PLAN
GE-SE-18
SCALE: 1/4"=1'-0"
FILE: 10548A10P211E9201

GENERAL NOTES:

1. ALL CIRCUITS IDENTIFIED ON THIS DRAWING ARE POWERED FROM PANEL EGL. REFERENCE PANEL SCHEDULE FOR ADDITIONAL DETAILS.
2. REUSE EXISTING CONDUITS TO THE EXTENT POSSIBLE. PROVIDE NEW CONDUITS TO COMPLETE THE CONNECTIONS AND PROVIDE ALL NEW WIRING.

KEY NOTES:

1. TYPE A FIXTURE: HOLOPHANE EVT4 6000LM FST WD MVOLT GZ10 40K 80CRI LSC CMB SF OR EQUAL
2. TYPE B FIXTURE: HOLOPHANE EVT4 6000LM FST WD MVOLT GZ10 40K 80CRI E15WCP LSC CMB SF OR EQUAL

REV	DATE	BY	DESCRIPTION

DESIGNED CAC
DRAWN EYJ
CHECKED BJR
DATE MARCH 2021

Digitally signed by Christopher A Carvalho
Contact Info: cac@carollo.com
Date: 2021.03.19 15:37:42 -06'00'
REGISTERED PROFESSIONAL ENGINEER
No. 366286
CHRISTOPHER A CARVALHO
STATE OF UTAH

carollo®

South Valley
WATER RECLAMATION FACILITY
7495 South 1300 West
West Jordan, Utah 84084

SOUTH VALLEY WATER RECLAMATION FACILITY
GENERATOR REPLACEMENT
ELECTRICAL
EMERGENCY GENERATOR BUILDING
LIGHTING PLAN

VERIFY SCALES
BAR IS ONE INCH ON ORIGINAL DRAWING
0 1"
IF NOT ONE INCH ON THIS SHEET, ADJUST SCALES ACCORDINGLY

JOB NO. 10548A.10
DRAWING NO. 11E02
SHEET NO. 28 OF 38

PROJECT NO.
FILE NAME: 10548A10_P2_11E02.dgn

Plot Date: 19-MAR-2021 3:08:57 PM
User: svcPW
PlotScale: 1:1
DesignScript: Carollo_Std_Pen_v0905.pen
ColorTable: gshade.ctb
Model: Layout1
LAST SAVED BY: sfunckes

PANEL SGP

3/3/2021

LOCATION:	EMERGENCY GENERATOR BUILDING	NEMA:		PH A WEIGHTED VA	10938
VOLTS:	480	FEED:		PH B WEIGHTED VA	10938
PHASE & WIRE:	3 PH 3W	MTG.	SURFACE	PH C WEIGHTED VA	4688
INTERRUPT:	42 KAIC	BUS RATING:	100		
		MAIN:	CB	EQUIP SIZING VA	32813
		MAIN RATING:	100 AF 100 AT	PANEL AMPS	39.5

I/C/S	DESCRIPTION	LOAD (VA)	BKR	CIR	φ	CIR	BKR	LOAD (VA)	DESCRIPTION	I/C/S
C		3750		1	A	2				I
C	EGU-3510 JACKET WATER HEATER (1)	3750	20A-3P	3	B	4	15A-3P		GENERATOR CONTROL PANEL VCP-3520	I
C		3750		5	C	6				I
C		5000		7	A	8				I
C	PANEL EGL AND TRANSFORMER	5000	30A-3P	9	B	10	30A-3P		SPARE	I
C				11	C	12				I
C				13	A	14				
C	HVAC AND EXHAUST FAN		60A-3P	15	B	16	100A-3P		MAIN BREAKER	
C				17	C	18				

PANEL EGL

3/3/2021

LOCATION:	EMERGENCY GENERATOR BUILDING	NEMA:		PH A WEIGHTED VA	2769
VOLTS:	240/120	FEED:		PH B WEIGHTED VA	2340
PHASE & WIRE:	1 PH 3W	MTG.	SURFACE		
INTERRUPT:	10 KAIC	BUS RATING:	100		
		MAIN:		EQUIP SIZING VA	5538
		MAIN RATING:		PANEL AMPS	23.1

I/C/S	DESCRIPTION	LOAD (VA)	BKR	CIR	φ	CIR	BKR	LOAD (VA)	DESCRIPTION	I/C/S
I	SPACE			0	A	0	20A-2P	240	BATTERY CHARGER (1)	C
I	SPACE			0	B	0		240		C
C	GENERATOR WINDING HEATERS (1)	1000	20A-1P	0	A	0	20A-2P		QUARTZ FEEDER	I
	SPACE			0	B	0				I
C	LIGHTS	735	20A-1P	1	A	2	20A-1P	300	DAMPERS	I
I	RECEPTACLES	540	20A-1P	3	B	4	20A-1P	1300	SG-F-1, SG-UH-1	I
C	LIGHT IN GEN. PANEL		20A-1P	5	A	6	15A-2P		OUTSIDE LIGHTS (NORTH)	C
I	TANK MONITOR		15A-1P	7	B	8	15A-1P		SPARE	
	SPARE		15A-1P	9	A	10	15A-1P		SPARE	
I	FUEL DISPENSER		15A-1P	11	B	12	15A-1P	200	DAY TANK/ TRFR PUMP	I
I	CISCO KID		20A-1P	13	A	14	30A-2P		MAIN	
I	PLC - MOTION		20A-1P	15	B	16				

GENERAL NOTES:

1. CLOUDED WORK INDICATES WORK THIS PROJECT

(#) KEY NOTES:

1. PROVIDE NEW CIRCUIT BREAKER.

REV	DATE	BY	DESCRIPTION

DESIGNED CAC
DRAWN EYJ
CHECKED BJR
DATE MARCH 2021

Digitally signed by christopher.carvalho
Contact Info: christopher.carvalho@carollo.com
Date: 2021.03.19 15:54:51 -06'00'

REGISTERED PROFESSIONAL ENGINEER
No. 366286
CHRISTOPHER A. CARVALHO
STATE OF UTAH

carollo®

South Valley WATER RECLAMATION FACILITY
7495 South 1300 West
West Jordan, Utah 84084

SOUTH VALLEY WATER RECLAMATION FACILITY
GENERATOR REPLACEMENT
ELECTRICAL
EMERGENCY GENERATOR BUILDING
PANELBOARD SCHEDULE

VERIFY SCALES
BAR IS ONE INCH ON ORIGINAL DRAWING
0 1"
IF NOT ONE INCH ON THIS SHEET, ADJUST SCALES ACCORDINGLY

JOB NO. 10548A.10
DRAWING NO. 11E03
SHEET NO. 29 OF 38

PROJECT NO.
FILE NAME: 10548A10_P2_11E03.dgn

LAST SAVED BY: sfunckes
Model: Layout1 ColorTable: gshade.ctb DesignScript: Carollo_Std_Pen_v0905.pen PlotScale: 1:1
User: svcPW Plot Date: 19-MAR-2021 1:54:51 PM